



Noise Monitoring Result

Day Time (0700 - 1900hrs on normal weekdays)

Location: M1a - Harbour Road Sports Centre

Date	Time	Weather	Measurement Noise Level			Baseline Level	Construction Noise Level	Limit Level
			Leq	L10	L90	Leq	Leq	Leq
Unit: dB(A), (30-min)								
04/08/11	10:43	Sunny	73.1	75.6	68.8	69.2	71	75
11/08/11	15:07	Fine	73.3	75.2	70.1	69.2	71	75
16/08/11	17:43	Fine	72.9	75.5	68.0	69.2	70	75
22/08/11	15:07	Fine	73.3	75.3	69.8	69.2	71	75

Location: M2b - Noon-day gun area

Date	Time	Weather	Measurement Noise Level			Baseline Level	Construction Noise Level	Limit Level
			Leq	L10	L90	Leq	Leq	Leq
Unit: dB(A), (30-min)								
04/08/11	15:30	Sunny	67.0	68.4	64.9	-	67	75
10/08/11	10:50	Cloudy	68.0	69.4	66.2	-	68	75
16/08/11	18:30	Fine	66.5	68.0	64.0	-	67	75
22/08/11	15:55	Fine	70.1	71.5	68.0	-	70	75

Location: M3a - Tung Lo Wan Fire Station

Date	Time	Weather	Measurement Noise Level			Baseline Level	Construction Noise Level	Limit Level
			Leq	L10	L90	Leq	Leq	Leq
Unit: dB(A), (30-min)								
04/08/11	13:00	Sunny	67.9	69.7	65.8	-	68	75
10/08/11	11:30	Cloudy	66.7	68.3	64.5	-	67	75
16/08/11	15:31	Sunny	67.5	69.2	65.3	-	68	75
22/08/11	9:18	Fine	70.9	72.1	68.2	-	71	75

Location: M4b - Victoria Centre

Date	Time	Weather	Measurement Noise Level			Baseline Noise Level	Construction Noise Level	Limit Level
			Leq	L10	L90	Leq	Leq	Leq
Unit: dB(A), (30min)								
04/08/11	11:30	Sunny	68.7	70.2	66.4	-	69	75
10/08/11	15:45	Cloudy	70.8	71.7	68.4	-	71	75
16/08/11	13:33	Sunny	72.8	75.7	68.3	-	73	75
22/08/11	10:00	Fine	70.5	71.7	68.3	-	71	75

Location: M5b - City Garden

Date	Time	Weather	Measurement Noise Level			Baseline Level	Construction Noise Level	Limit Level
			Leq	L10	L90	Leq	Leq	Leq
Unit: dB(A), (30min)								
04/08/11	13:47	Sunny	69.6	70.4	68.4	-	70	75
11/08/11	16:20	Fine	70.0	70.9	68.8	-	70	75
16/08/11	17:45	Sunny	68.6	71.1	66.7	-	69	75
22/08/11	16:42	Fine	70.6	72.1	68.6	-	71	75



Noise Monitoring Result

Restricted Time (1900 - 2300 hrs on normal weekdays and 0700-2300 on holiday)

Location: M4b - Victoria Centre

Date	Time	Weather	Measurement Noise Level			Average Noise Level	Baseline Noise Level	Construction Noise Level	Limit Level
			Leq	L10	L90	Leq	Leq	Leq	Leq
Unit: dB(A), (5-min)									
04/08/11	21:06	Fine	68.3	70.4	65.4	67.9	-	68	70
	21:11		67.8	69.5	65.7				
	21:16		67.6	69.4	65.3				
10/08/11	20:17	Cloudy	67.4	68.7	65.7	67.3	-	67	70
	20:23		67.3	68.6	65.6				
	20:29		67.1	68.7	65.3				
16/08/11	20:21	Fine	66.6	68.0	64.0	66.5	-	66	70
	20:26		66.2	68.0	63.5				
	20:31		66.6	68.0	64.5				
22/08/11	20:00	Fine	67.6	69.0	65.0	67.3	-	67	70
	20:05		67.2	68.5	65.0				
	20:10		67.1	68.0	65.0				

Location: M5b - City Garden

Date	Time	Weather	Measurement Noise Level			Average Noise Level	Baseline Level	Construction Noise Level	Limit Level
			Leq	L10	L90	Leq	Leq	Leq	Leq
Unit: dB(A), (5-min)									
04/08/11	21:36	Fine	67.9	69.0	65.0	67.4	-	67	70
	21:41		66.9	67.7	65.8				
	21:46		67.4	68.2	66.4				
10/08/11	21:09	Cloudy	67.5	68.5	66.3	67.3	-	67	70
	21:15		67.1	68.0	66.0				
	21:21		67.3	68.3	66.0				
16/08/11	21:00	Fine	68.2	68.5	66.5	67.4	-	67	70
	21:10		67.0	68.0	65.5				
	21:15		67.1	68.0	66.0				
22/08/11	21:03	Fine	67.5	68.5	66.0	67.3	-	67	70
	21:08		67.5	68.0	66.0				
	21:13		67.0	67.5	66.0				

Location: M1a - Harbour Road Sports Center

Date	Time	Weather	Measurement Noise Level			Average Noise Level	Baseline Level	Construction Noise Level	Limit Level
			Leq	L10	L90	Leq	Leq	Leq	Leq
Unit: dB(A), (5-min)									
04/08/11	20:06	Fine	69.3	72.6	62.9	69.2	61.1	68	70
	20:11		69.8	72.9	63.1				
	20:16		68.5	71.5	62.5				
11/08/11	19:03	Fine	71.3	74.0	67.0	70.7	61.1	70	70
	19:08		70.3	73.0	64.5				
	19:13		70.4	72.9	65.1				
16/08/11	21:54	Fine	69.4	72.6	63.1	68.8	61.1	68	70
	22:02		68.9	71.6	63.3				
	22:07		68.1	71.2	61.8				
22/08/11	20:25	Fine	72.9	75.1	69.3	72.9	61.1	73	70
	20:30		72.8	74.9	70.1				
	20:35		73.0	75.7	69.1				



Noise Monitoring Result

Restricted Time (1900 - 2300 hrs on normal weekdays and 0700-2300 on holiday)

Location: M2b - Noon-day gun area

Date	Time	Weather	Measurement Noise Level			Average Noise Level	Baseline Level	Construction Noise Level	Limit Level
			Leq	L10	L90	Leq	Leq	Leq	Leq
Unit: dB(A), (5-min)									
04/08/11	20:10	Fine	67.6	69.0	65.2	67.8	-	68	70
	20:15		66.9	68.6	64.5				
	20:20		67.6	69.3	64.6				
10/08/11	19:00	Cloudy	67.8	69.3	65.5	67.2	-	67	70
	19:06		66.9	68.0	65.1				
	19:12		67.0	68.2	65.4				
16/08/11	19:12	Fine	66.0	67.0	63.5	66.0	-	66	70
	19:17		66.6	68.0	64.5				
	19:22		65.5	67.0	63.5				
22/08/11	19:00	Fine	63.4	67.0	53.5	63.4	-	63	70

Remarks: Only one set of monitoring data was available on 22/8/2011 due to the malfunction of equipment.

Location: M3a - Tung Lo Wan Fire Station

Date	Time	Weather	Measurement Noise Level			Average Noise Level	Baseline Level	Construction Noise Level	Limit Level
			Leq	L10	L90	Leq	Leq	Leq	Leq
Unit: dB(A), (5-min)									
04/08/11	20:38	Fine	64.9	66.4	62.5	65.3	-	65	70
	20:43		64.5	66.3	62.3				
	20:48		66.6	69.2	62.8				
10/08/11	19:37	Cloudy	65.6	67.9	62.7	65.5	-	66	70
	19:43		65.4	67.2	63.4				
	19:49		65.5	67.3	63.2				
16/08/11	19:50	Fine	71.9	73.5	66.0	70.1	-	70	70
	19:55		68.9	71.5	64.0				
	20:05		69.5	72.0	64.5				
22/08/11	19:30	Fine	65.5	67.5	62.5	65.0	-	65	70
	19:35		64.7	66.5	62.0				
	19:40		64.7	67.0	62.0				



Noise Monitoring Result

Restricted Time (1900 - 2300 hrs on normal weekdays and 0700-2300 on holiday)

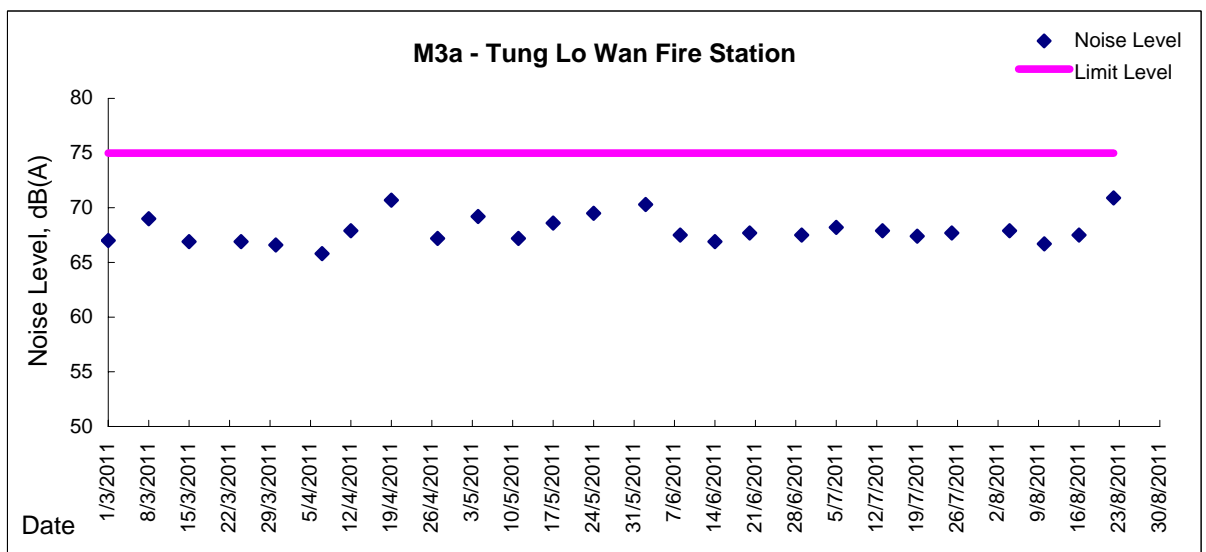
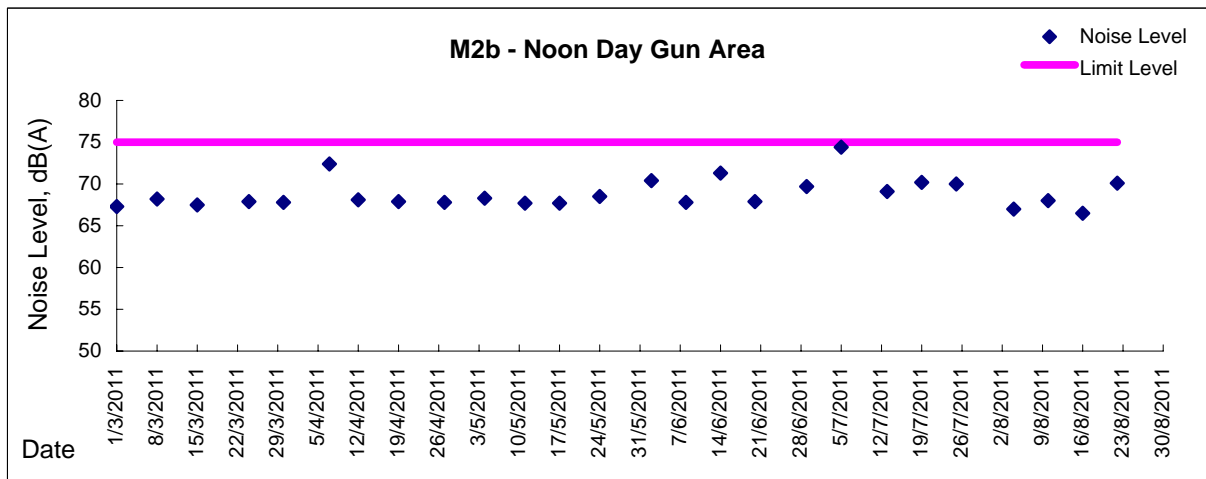
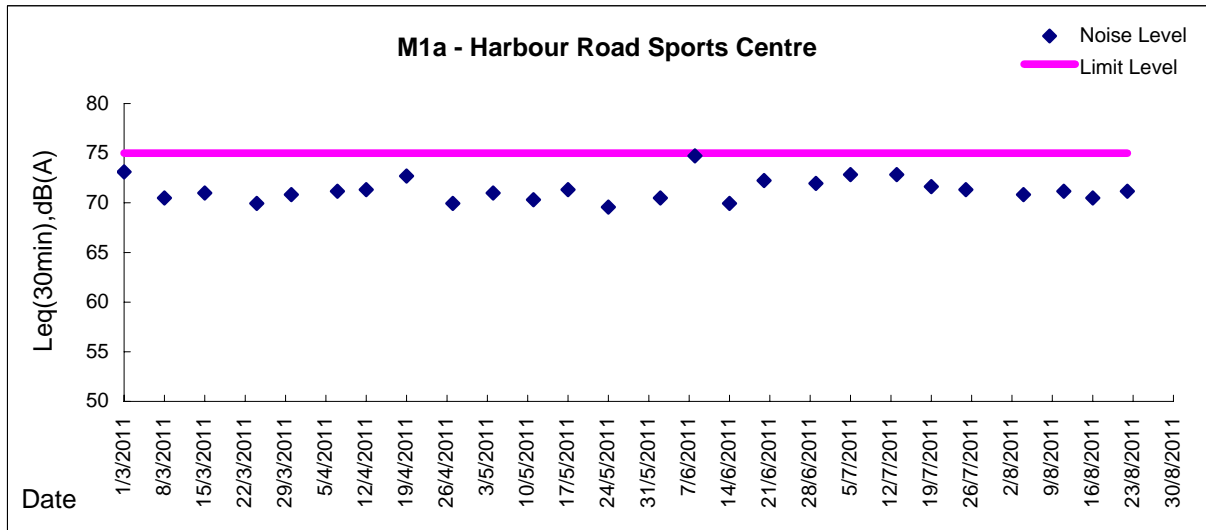
Location: M7e - International Finance Centre (Eastern End of Podium)

Date	Time	Weather	Measurement Noise Level			Average Noise Level	Baseline Level	Construction Noise Level	Limit Level
			Leq	L10	L90	Leq	Leq	Leq	Leq
Unit: dB(A), (5-min)									
04/08/11	19:00	Fine	65.8	67.7	63.5	65.2	-	65	70
	19:05		65.2	66.8	62.2				
	19:10		64.5	66.3	62.5				
11/08/11	19:52	Fine	64.4	66.5	61.7	65.0	-	65	70
	19:57		64.3	66.0	61.9				
	20:02		66.2	69.6	61.8				
16/08/11	19:55	Fine	64.8	66.7	61.7	64.3	-	64	70
	20:01		65.1	67.1	61.8				
	20:07		63.1	64.8	61.1				
22/08/11	19:10	Fine	64.8	66.6	62.1	65.5	-	66	70
	19:15		65.7	67.6	61.5				
	19:20		66.0	68.1	63.0				

Location: M7w - International Finance Centre (Western End of Podium)

Date	Time	Weather	Measurement Noise Level			Average Noise Level	Baseline Level	Construction Noise Level	Limit Level
			Leq	L10	L90	Leq	Leq	Leq	Leq
Unit: dB(A), (5-min)									
04/08/11	19:28	Fine	64.7	67.0	61.9	63.6	-	64	70
	19:33		63.0	64.4	60.9				
	19:38		63.0	64.3	60.8				
11/08/11	19:27	Fine	64.3	65.5	62.4	65.0	-	65	70
	19:32		64.0	65.4	62.1				
	19:37		66.8	69.6	63.4				
16/08/11	19:15	Fine	64.1	65.5	61.8	63.4	-	63	70
	19:21		64.2	66.1	61.2				
	19:27		62.0	63.5	60.3				
22/08/11	19:38	Fine	64.1	65.3	62.4	64.3	-	64	70
	19:43		64.4	66.4	62.0				
	19:48		64.4	65.7	62.2				

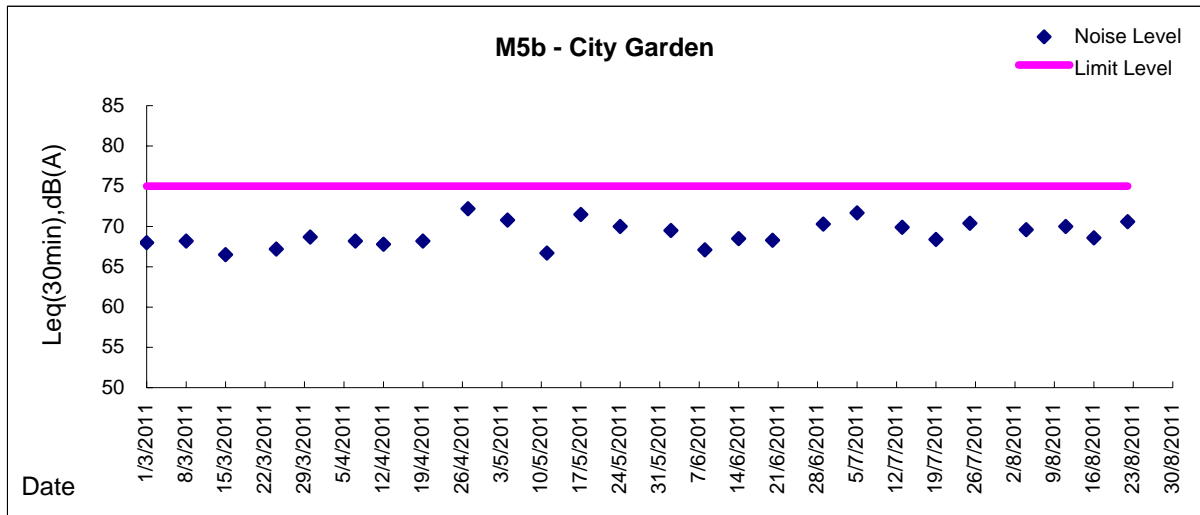
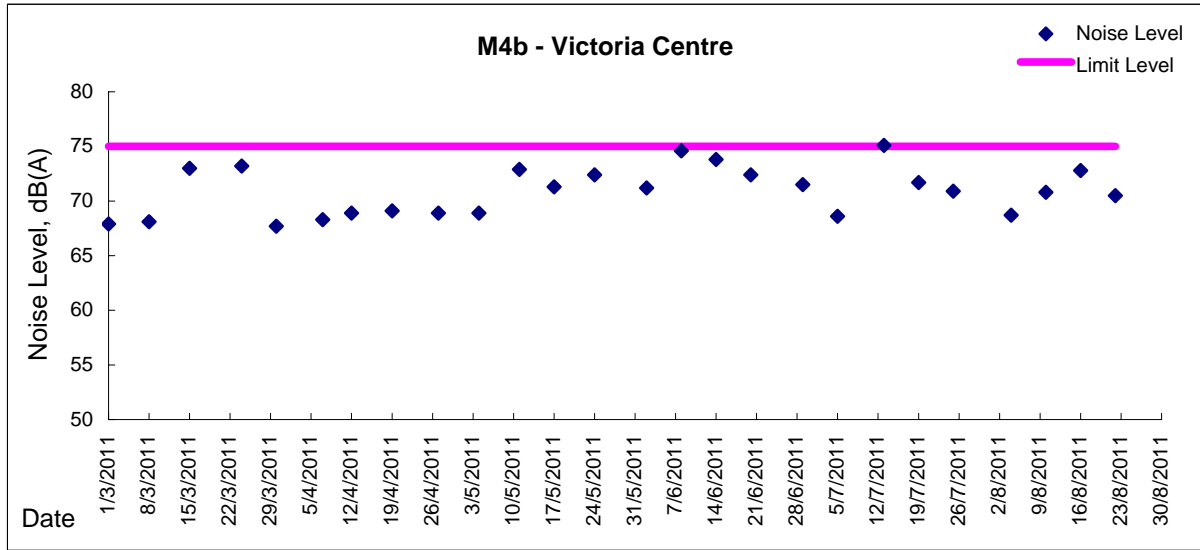
Graphic Presentation of Noise Monitoring Result
Day Time (0700 - 1900hrs on normal weekdays)





Graphic Presentation of Noise Monitoring Result

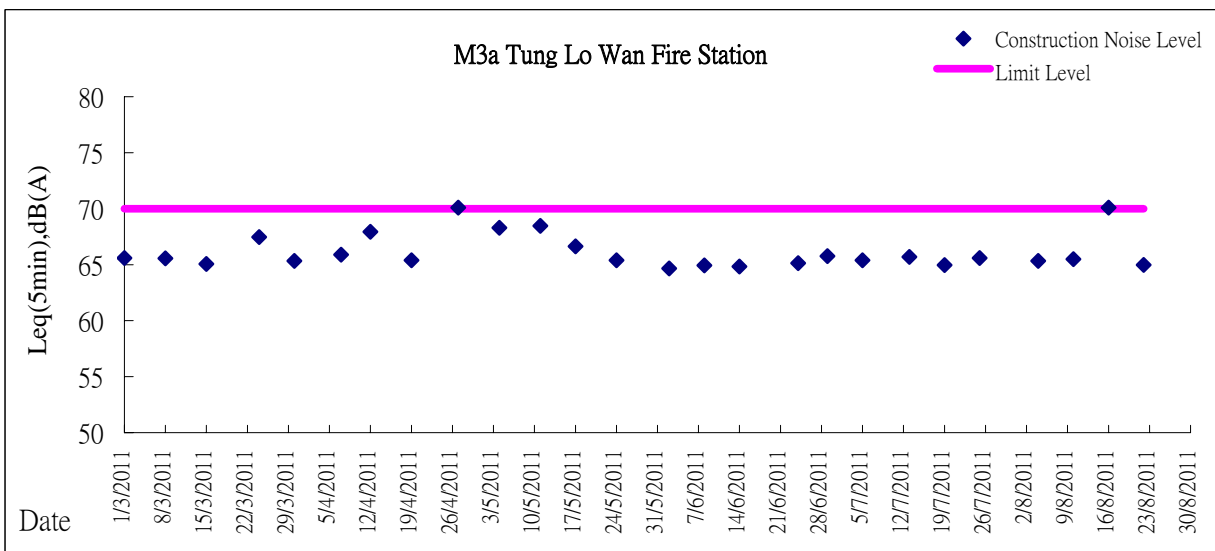
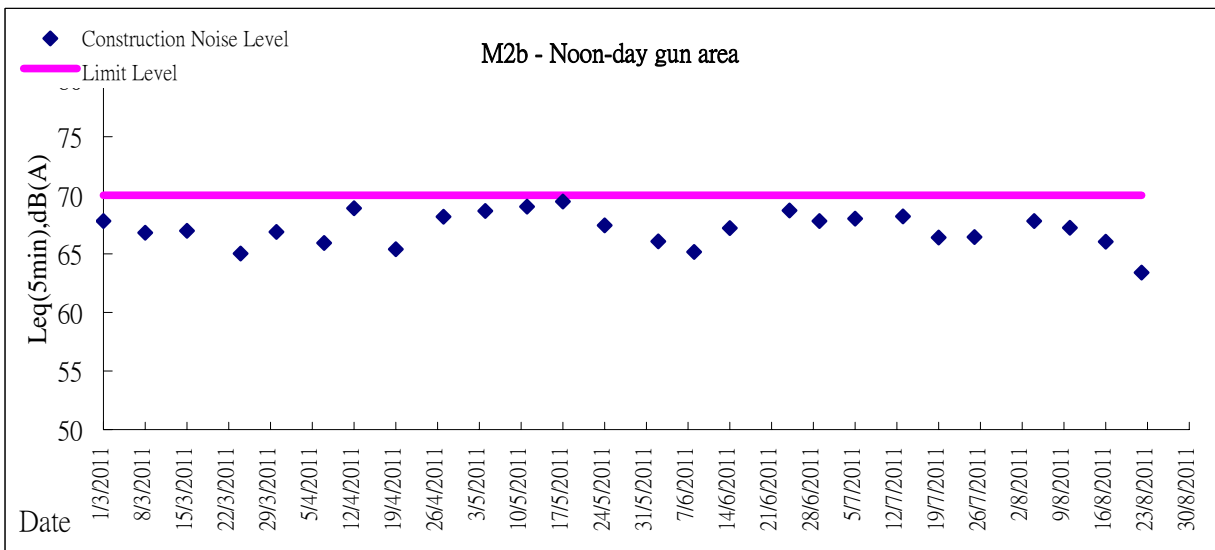
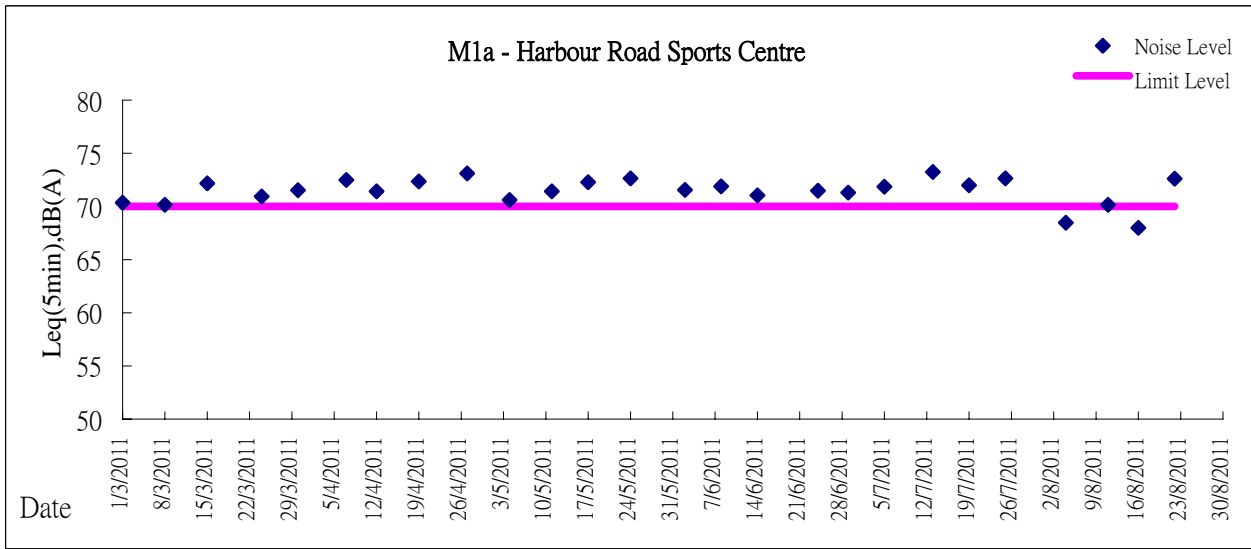
Day Time (0700 - 1900hrs on normal weekdays)





Graphic Presentation of Noise Monitoring Result

Restricted Time (1900 - 2300 hrs on normal weekdays and 0700-2300 on holiday)





Graphic Presentation of Noise Monitoring Result

Restricted Time (1900 - 2300 hrs on normal weekdays and 0700-2300 on holiday)

